




_____	_____
_____	_____
_____	_____
_____	_____
GROUP ID	GROUP NAME
PHONE CODE: PIN NUMBER:	
	
Support:888.988.5884 After Hours: 866.854.6907	

_____	_____
_____	_____
_____	_____
_____	_____
GROUP ID	GROUP NAME
PHONE CODE: PIN NUMBER:	
	
Support:888.988.5884 After Hours: 866.854.6907	

_____	_____
_____	_____
_____	_____
_____	_____
GROUP ID	GROUP NAME
PHONE CODE: PIN NUMBER:	
	
Support:888.988.5884 After Hours: 866.854.6907	

_____	_____
_____	_____
_____	_____
_____	_____
GROUP ID	GROUP NAME
PHONE CODE: PIN NUMBER:	
	
Support:888.988.5884 After Hours: 866.854.6907	

_____	_____
_____	_____
_____	_____
_____	_____
GROUP ID	GROUP NAME
PHONE CODE: PIN NUMBER:	
	
Support:888.988.5884 After Hours: 866.854.6907	

_____	_____
_____	_____
_____	_____
_____	_____
GROUP ID	GROUP NAME
PHONE CODE: PIN NUMBER:	
	
Support:888.988.5884 After Hours: 866.854.6907	

HOW TO USE THE MALLCAST IVR

1. Dial: 1-866-665-4383 or 1-800-601-5448
 2. Enter your PHONE CODE then press #
 3. Enter your phone PIN NUMBER then press #
 4. Record your message then press #
 5. Press # to confirm your message
6. Select your recipients:
- ALL Contacts: press * then press #
- SELECT GROUP: enter GROUP ID then press #
7. Select escalation level:
- Emergency: press 1
- Non-Emergency: press 2
- Your message will then be sent to your selected recipients.

HOW TO USE THE MALLCAST IVR

1. Dial: 1-866-665-4383 or 1-800-601-5448
 2. Enter your PHONE CODE then press #
 3. Enter your phone PIN NUMBER then press #
 4. Record your message then press #
 5. Press # to confirm your message
6. Select your recipients:
- ALL Contacts: press * then press #
- SELECT GROUP: enter GROUP ID then press #
7. Select escalation level:
- Emergency: press 1
- Non-Emergency: press 2
- Your message will then be sent to your selected recipients.

HOW TO USE THE MALLCAST IVR

1. Dial: 1-866-665-4383 or 1-800-601-5448
 2. Enter your PHONE CODE then press #
 3. Enter your phone PIN NUMBER then press #
 4. Record your message then press #
 5. Press # to confirm your message
6. Select your recipients:
- ALL Contacts: press * then press #
- SELECT GROUP: enter GROUP ID then press #
7. Select escalation level:
- Emergency: press 1
- Non-Emergency: press 2
- Your message will then be sent to your selected recipients.

HOW TO USE THE MALLCAST IVR

1. Dial: 1-866-665-4383 or 1-800-601-5448
 2. Enter your PHONE CODE then press #
 3. Enter your phone PIN NUMBER then press #
 4. Record your message then press #
 5. Press # to confirm your message
6. Select your recipients:
- ALL Contacts: press * then press #
- SELECT GROUP: enter GROUP ID then press #
7. Select escalation level:
- Emergency: press 1
- Non-Emergency: press 2
- Your message will then be sent to your selected recipients.

HOW TO USE THE MALLCAST IVR

1. Dial: 1-866-665-4383 or 1-800-601-5448
 2. Enter your PHONE CODE then press #
 3. Enter your phone PIN NUMBER then press #
 4. Record your message then press #
 5. Press # to confirm your message
6. Select your recipients:
- ALL Contacts: press * then press #
- SELECT GROUP: enter GROUP ID then press #
7. Select escalation level:
- Emergency: press 1
- Non-Emergency: press 2
- Your message will then be sent to your selected recipients.

HOW TO USE THE MALLCAST IVR

1. Dial: 1-866-665-4383 or 1-800-601-5448
 2. Enter your PHONE CODE then press #
 3. Enter your phone PIN NUMBER then press #
 4. Record your message then press #
 5. Press # to confirm your message
6. Select your recipients:
- ALL Contacts: press * then press #
- SELECT GROUP: enter GROUP ID then press #
7. Select escalation level:
- Emergency: press 1
- Non-Emergency: press 2
- Your message will then be sent to your selected recipients.